

**Software Test & Performance Conference
2005**

**Load Generation in
Complex Environments**

Alexander Podelko
apodelko@yahoo.com

Agenda

- *Load Testing*
- Record and Playback, Virtual Users
- Alternatives

Load Testing

- **Testing multi-user applications for performance is a must today**
- **You never know how an application will work with 1,000 users until you test**
- **What you need to do significantly depends on your environments**

Typical Questions

- **What would be response times for 100 concurrent users?**
 - Performance / load testing
- **What happens under excessive load?**
 - Stress testing
- **What hardware do we need for 100 users?**
 - Capacity planning

Terminology

- **Multi-user load on the system**
 - **Load testing**
 - **Performance testing**
 - **Stress testing**
 - **Scalability testing**
 - **Volume testing**
 - **Reliability testing**

Hyperion Solutions

- **Presentation is based on Hyperion performance team experience**
- **Hyperion Solutions is a vendor of Business Performance Management software**
 - **Revenues of \$703 millions in fiscal 2005**
 - **Packaged applications and tools**

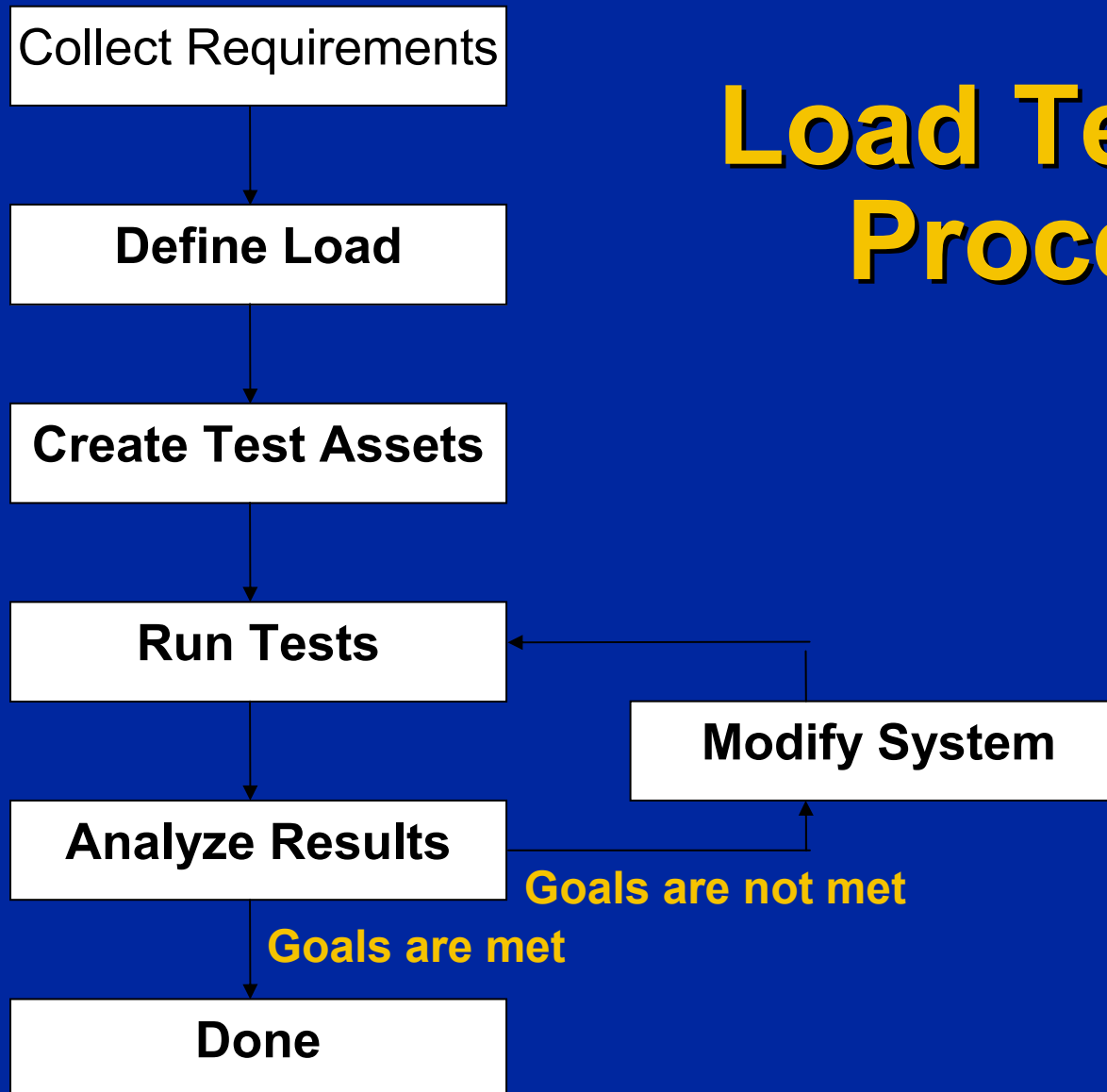
Performance Testing at Hyperion

- **Centralized Performance Engineering Group was created in 1997**
- **Lab environment & customer sites**
- **Numerous products and configurations**
- **Now each development group does its own performance testing**

All Stages of Software Life Cycle

- Technology evaluation
- Prototypes / POC
- Component / unit
- Pre-release / release
- Benchmarking
- Before going live
- Performance issues in production

Load Testing Process



Load Generation

- **Create tests assets – run test**
- **A “must” task for load testing**
- **“Tests assets” - usually scripts or programs in load testing**
- **Time constraints can make it very challenging**
 - **Different for each product / interface**

Workload

- A good workload for performance testing should be:
 - Measurable
 - Reproducible
 - Static
 - Representative

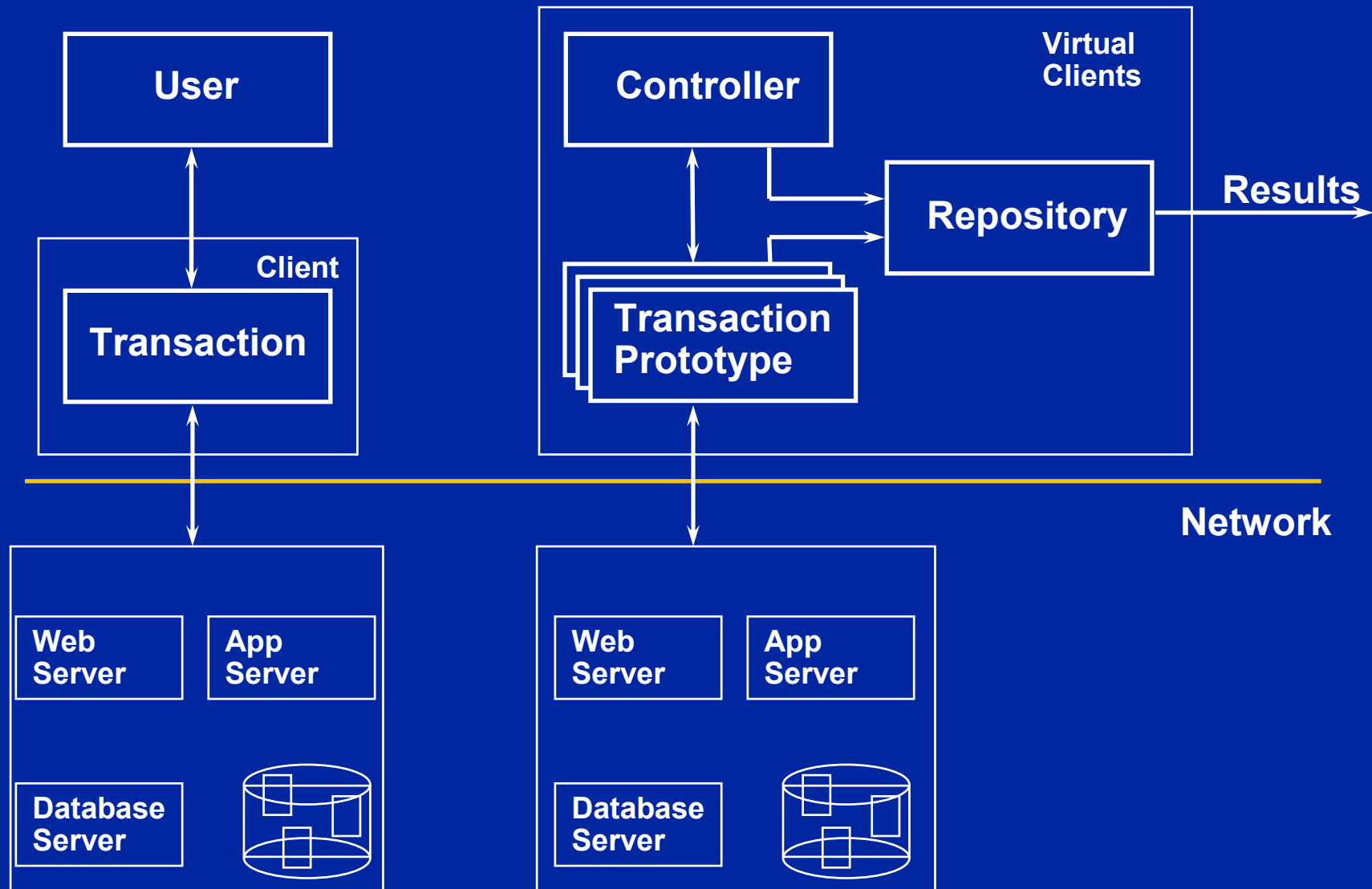
Agenda

- Performance Testing
- *Record and Playback, Virtual Users*
- Alternatives

"Record and Playback"

- **Virtual users: record communication between two tiers and then playback an automatically created script**
- **Hyperion successfully used this approach in most project since 1997**
- **Hyperion used two load testing tools: Mercury LoadRunner and Rational Test (Performance Studio, preVue)**

Virtual User Simulation



Load Testing Tools

- **List of supported features differs significantly from tool to tool**
- **Universal powerful tools:**
 - **Segue SilkPerformer (www.segue.com)**
 - **Rational Performance Tester (www.rational.com)**
 - **Compuware QA Load (www.compuware.com)**
 - **Mercury LoadRunner (www.mercury.com)**

Features of Universal Tools

- **Ability to record scripts automatically for different protocols**
- **Advanced script language**
- **A number of simulated users limited mainly by available hardware**
- **Centralized test management and result analysis**

Features of Universal Tools

- **Ability to monitor environment**
- **Ability to support other approaches to load generation**
 - Ability to call external functions
 - Ability to simulate GUI users as well as virtual users
- **Interfaces to other software**

Other Load Testing Tools

- **A lot of specialized tools**
 - www.softwareqatest.com/qatweb1.html
 - testingfaqs.org/t-load.html
- **Empirix (Web)**
 - Same scripts for functional and performance testing
- **Microsoft Application Center Test (ACT) comes with Visual Studio .Net**
 - Visual Studio 2005 Team System for Testers

Open Source

- **OpenSTA (www.opensta.org)**
 - HTTP/S
- **Apache JMeter (jakarta.apache.org/jmeter)**
 - Web, JDBC
- **www.opensourcetesting.org/performance.php**
 - List of 22 open source tools
- **Eclipse Test & Performance Tools Platform (www.eclipse.org/tptp)**

Other Ways

- **Appliances**

- For example, Spirent Avalanche, Antara FlameThrower, and Ixia products
- can be useful for simulation of a large number of simple Web users
- Limited parameterization

- **Outsourcing / Services**

Problems

- **"Record and playback" approach often doesn't work for testing components**
- **Each load testing tool support a limited number of technologies (protocols)**
- **Hyperion had several problems back in 1999**

Hyperion's Problems Back in 1999

- **Hyperion Enterprise - SMB (Server Message Block) protocol**
- **Hyperion Financial Management - DCOM**
- **Hyperion Reports - Java RMI**

Agenda

- Performance Testing
- Record and Playback, Virtual Users
- Alternatives

Alternatives

- **Manual**
- **Record and Playback, GUI Users**
- **Programming**
- **Mixed / Custom Load Generation**

Manual

- **Not an option for a large number of users**
- **Always variation in human input times**
- **Can be a good option to simulate quickly a few users**
- **Can be used with other methods to verify correctness**

GUI Users

- **Functional / regression testing tools**
 - WinRunner, QuickTest Pro, Rational Robot, etc.
- **Record and playback communication between user and client GUI**
- **Don't care about communication protocols / internals**
- **Accurate data (real client, end-to-end)**

GUI Users

Requires a real machine for each user

- Mercury can use one Windows Terminal session per user, so running several GUI users on the box
- Another workaround from Mercury is using low-level graphical Citrix protocol

Custom Test Harness

- **Special program to generate workload**
- **Requires access to the API or source code**
- **Requires programming**
- **Could be cost effective solution in some simple cases**

Advantages

- Doesn't require any special tool
- Starting version could be quickly created by a programmer familiar with API
- Should work if API works
- You don't care what protocol is used for communication

Disadvantages

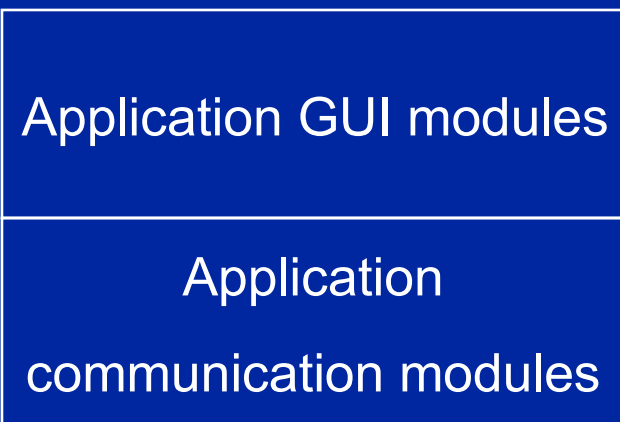
- **Efforts to update and maintain harness can increase drastically**
- **When you have numerous products you really need to create something like a commercial load testing tool**

Custom Load Generation

- **Mixed approach**
 - Lightweight custom client stubs to work with an application
 - Commercial load testing tool to manage these stubs and analyze results
- **Implementation depends on the particular tool**
 - Hyperion used Rational Test and Mercury LoadRunner

Custom Load Generation

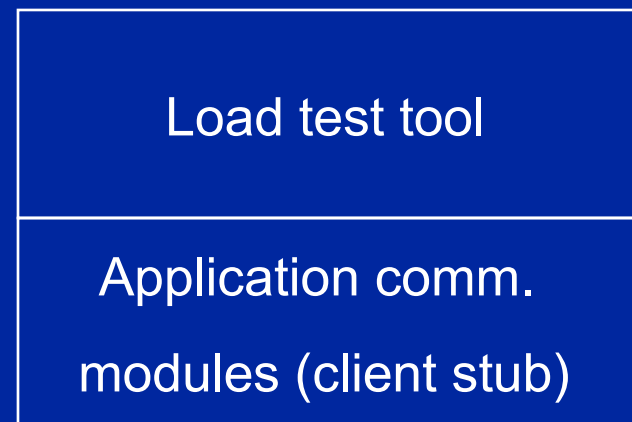
Client PC



Application or database server

The Client PC is connected to an 'Application or database server' via a vertical double-headed white arrow.

Load generation PC



Application or database server

The Load generation PC is connected to an 'Application or database server' via a vertical double-headed white arrow.

Implementation

- **We did it for LoadRunner and Rational Test**
- **Standard external DLL in C/C++**
- **API calls directly inserted into scripts – for scripts in Java, for example**

Advantages

- **Eliminates dependency on supporting specific protocols**
- **Leverages all the features of the load testing tool and allows using it as a test harness**
- **Sometimes simplifies work with difficult to parameterize protocols**

Considerations

- **Requires access to API or source code**
- **Requires programming**
- **Minimal transaction that could be measured is an external function**
- **Requires understanding of internals**

Recording vs. API

- RMI recording

```
_integer =  
  _ireportserver.executeJob(_designjobobject);  
_ireportserver.getStatus(new Integer(3));  
_ireportserver.getStatus(new Integer(3));  
_ireportserver.getStatus(new Integer(3));  
_iinstance = _ireportserver.getInstance(new Integer(3));
```

- Real code

```
joID = poReportServer.executeJob(djo);  
bStatus = true;  
while (bStatus) {  
  bStatus = poReportServer.getStatus (joID);  
  Thread.sleep(300); }  
poReportServer.getInstance(joID);
```

More Considerations

- **Requires a load test tool license for the necessary number of virtual users**
- **Environment should be set on all agents**
- **Usually requires more resources on agent machines**
- **Results should be cautiously interpreted**

If Difficult to Parameterize...

- Recording and parameterization of a script could be time-consuming
- “Custom load generation” approach sometimes can be a better choice

Example 1: Essbase Query

- **Multi-Dimensional Database**
- **C API**
 - Used by many applications and middleware
 - Winsock scripts
- **Quite difficult to parameterize and verify**
- **External DLL was made for major functions**

Winsock Script

```
lrs_create_socket("socket0", "TCP", "LocalHost=0",  
"RemoteHost=ess001.hyperion.com:1423",  
LrsLastArg);  
lrs_send("socket0", "buf0", LrsLastArg);  
lrs_receive("socket0", "buf1", LrsLastArg);  
lrs_send("socket0", "buf2", LrsLastArg);  
lrs_receive("socket0", "buf3", LrsLastArg);  
lrs_save_searched_string("socket0",  
    LRS_LAST_RECEIVED, "Handle1",  
    "LB/BIN=\\x00\\x00\\v\\x00\\x04\\x00",  
    "RB/BIN=\\x04\\x00\\x06\\x00\\x06", 1, 0, -1);  
lrs_send("socket0", "buf4", LrsLastArg);  
lrs_receive("socket0", "buf5", LrsLastArg);  
lrs_close_socket("socket0");
```


Winsock Script

```
send buf22 26165
```

```
"\xff\x00\xf0\a"
```

```
"\x00\x00\x00\x00\x01\x00\x00\x00\x01\x00\x03\x00"
```

```
"d\x00\b\x00"
```

```
"y'<Handle1>\x00"
```

```
"\b\r\x00\x06\x00\xf\x00\x1be\x00\x00\r\x00\xd6\aRN"
```

```
"\x1a\x00\x06\x00\x00\x00\x00\x00\x00\x00\x00\b"
```

```
"\x00\x00\x00\xe7\x00\x00\x01\x00\x03\x00\x04\x00"
```

```
"\x10\x00\xcc\x04\x05\x00\x04\x00\x80\xd0\x05\x00\t"
```

```
"\x00\x02\x00\x02\x00\b\x00<\x00\x04"
```

```
"FY04\aWorking\tYearTotal\tELEMENT-F\tProduct-P"
```

```
"\x10<entity>\t\x00\x02\x00"
```

```
...
```

Script Using External DLL

```
lr_load_dll("c:\\temp\\lr_msas2k.dll");  
pCTX = Init_Context();  
hr = Connect(pCTX, "ess01", "user001","password");  
...  
lr_start_transaction("Mdx_q1");  
sprintf(report, "SELECT %s.children on columns,  
%s.children on rows FROM Shipment WHERE  
([Measures].[Qty Shipped], %s, %s)",  
lr_eval_string("{day}"), lr_eval_string("{product}"),  
lr_eval_string("{customer}"),  
lr_eval_string("{shipper}"));  
hr = RunQuery(pCTX, report);  
lr_end_transaction("Mdx_q1",LR_AUTO);
```

Example 2: EDS

- **Essbase Deployment Services**
- **Middleware, no GUI interface**
- **Test scripts in Java from the QA group**
- **Solution - creation of LoadRunner scripts from the test script**

EDS Java Script

```
import Irapi.Ir;
import com.essbase.api.base.*;
import com.essbase.api.session.*;
...
public class Actions{
    public int init() {
        return 0;
    }//end of init
    public int action() {
        String s_userName = "system";
        String s_password = "password";
```

EDS Java Script

```
lr.enable_redirection(true);  
try {  
    lr.start_transaction("01_Create_API_instance");  
        ess =  
    IEssbase.Home.create(IEssbase.JAPI_VERSION);  
    lr.end_transaction("01_Create_API_instance",  
        lr.AUTO);  
    lr.start_transaction("02_SignOn");  
        IEssDomain dom = ess.signOn(s_userName,  
        s_password, s_domainName, s_prefEesSvrName,  
        s_orbType, s_port);  
    lr.end_transaction("02_SignOn", lr.AUTO);  
    ...
```

Summary

- **Load testing is a must today for multi-user applications**
- **Load generation is a must step in load testing, can be challenging in complex environments**
- **No universal approach – you need to find your own way**

Questions?

Alexander Podelko

apodelko@yahoo.com

*To learn more check my collection of
performance-related links and
documents at
www.alexanderpodelko.com*